





We are growing  
our learning

# St John's Green Primary School

Learn to Live, Live to Learn

We   
Maths

We are all  
writers ... 

 Reading  
is the  
Key!

Volume 44, Issue 12

Newsletter Date:  
Friday 10th April 2020

Your Learning at home	1
From your Teachers	2
Competitions	2
Home Learning	2
All Things Easter	3
Activity Sheets	4-8



School Number: 01206 762884 e-mail: [admin@st-johnsgreen.essex.sch.uk](mailto:admin@st-johnsgreen.essex.sch.uk)

School Mobile Number: 07806940013 Website: [st-johns-green.eschools.co.uk](http://st-johns-green.eschools.co.uk) Follow us on Twitter: @SJG\_News School Uniform: [www.smartyantsschoolwear.com](http://www.smartyantsschoolwear.com)

## Children's Newsletter

Dear Children of St John's Green,

This newsletter is especially for you. You can, if you like, share it with your parents, but you don't have to! There are some special messages from the staff in here and some pictures of some of the things you've been doing at home. These pictures are also on the website in the 'Home Learning' section. Please get your mums/dads to send some pictures into the school and a little explanation of what you've been doing at home and I'll pop them on the website.

There's also a couple of competitions for you to get involved in at home and the prizes are quite exceptional.

Happy Reading and have a good Easter weekend—hope the Easter bunny arrives for you!

Mr B.

### Some of the Things You've Been Doing at Home.




Trombone playing  
in the garden.



Biscuit and  
cake making.



Volcano making.



Drawing.




Ribbon Dancing.



Obstacle Course  
making.



Solar Sys-  
tem  
Learning.



Rainbow Tree  
window painting.



Soap experiment.



Maths.



Rainbow draw-  
ing.



Shark learning.



Sushi making.



PE with  
Joe.

If I haven't included your picture, I'm so sorry, but they are all on the website. Please ask your parents to send in any pictures/work to the school's admin account "[admin@st-johnsgreen.essex.sch.uk](mailto:admin@st-johnsgreen.essex.sch.uk)" with a brief explanation and I'll put them on the website.

**If you have me, you want to share me. If you share me, you haven't got me. What am I?**  
A secret—which should be just that 'a secret' but the temptation to tell just becomes too much.

**What can you hear, but not see or touch, even though you control it?**

### Competition One— win a giant Easter Egg

Would you like to win one of these giant eggs—which we'll somehow get delivered to you? Would you...?

We were going to sell raffle tickets for this, but obviously we can't now! The school will make a donation to the Rotary Club for their good causes, in lieu of raffle ticket money.



To be in with a chance of winning, you have to design and make your own Easter Hat. The egg is 38 cm tall and 20cm wide (roughly) in other words it's not small!

To enter all you have to do is send in either a picture of just the hat or a picture of you wearing the hat?

There are two age groups (we have two eggs)  
EYFS/KS1 and KS2.

The competition will close on Wednesday 15th April—so you have until then to send in your picture.

Be as creative and imaginative as you like—but the Easter Hat should have an Easter theme.

Did you know that when eating an Easter Bunny 59% of people start with the ears. Only a handful start with the feet/tail and the rest of us—just eat them without a plan!

### Competition Two—St John's Green got Talent

Have you a hidden talent that you've been keeping secret? Do you yearn for the big stage of BGT? This is your chance!

Whatever your talent might be—singing, dancing, hula hooping, keepy uppies, musical instrument playing, origami, gymnastics, puzzle solving etc etc etc then please send in a video recording of no more than 30 seconds of you performing that talent. We'll then put those videos on the website and the St John's Green Team of judges will make a decision as to the winners. They'll be three age groups with a prize for each. (EYFS & Year 1) (Year 2,3 & 4) (Year 5&6). Closing date is Monday 27th April.

As an added bonus a staff team will also enter—at the moment the thinking is 'Spring Chicken.'

**What's your talent?**

### Home Learning

Next week is Week 4 and the theme is Nature and all the resources are on the website.

Home Learning is set up on the school website and the link is on the Welcome Page 'Home Learning' and new links are being added each week.

The page is set into three sections:

On the left—On-line resources for Home Learning

On the right—Example Timetables and Subject Activities

At the bottom—Lesson Plans and Resources from the school

### Messages from the Teachers.

Dear Year Four Children,

We miss you all and hope you are making the most of the time with your families. You did some fantastic learning this year; remember your letters for Blue Peter and how hard you all worked on your screen prints and photo frames! We were so proud of your performance of 'Fantastic! How are you getting on with home learning?' This week's plan was all about 'money and enterprise'. I wonder if any of you thought of a new invention to sell and advertise? The theme for next week is 'Nature'. Perhaps you could get hold of some seeds and plant them. And remember to keep practicing your times tables, you were all getting so good at them! Please do send in pictures of work you have been doing, we love to see what you have been up to.

Most importantly, we hope you are staying safe by following the government guidelines to stay at home unless for exercise. Stay safe, enjoy this time at home and we look forward to seeing pictures of your work.

From all the adults in year 4 x

Dear Year 3,

Wishing we were concocting an amazing story for our Road to Writing with you all right now or tackling fractions and times tables (even teachers find these tricky!). We hope that you have enjoyed some school activities from the website at home and that you have found lots of ways to have fun while staying safe and healthy. George's Grandma has asked us to warn you not to be doing too much growing while you're away and to make sure you are eating plenty of slimy slugs and crunchy caterpillars!

We'd love to see some of the things you've been getting up to at home so please send in your photos of your stories, maths practise and creations so we can still feel like we are part of your day. Keep looking on the website for more activities and some exciting videos over the next few weeks. You could even use your ICT skills to send us an email on PurpleMash!

We are very much missing your smiles and energy at SJG but it's so important that we all stay safe right now so home is the best place to be.

Love from, Mrs O'Shea, Miss Mitchell & Mrs Correia

Dear EYFS Children,

What wonderful learning times we have had together since you all began your journey at St John's Green. Dinosaur day will always be one of my favourite memories, when we got to meet a T-Rex and dig for different types of fossils. As well as the day we all dressed up as our favourite book character - you all looked fantastic! I hope you are all having fun learning at home. Did you enjoy learning about the different types of coins? What did you draw for what you want to be when you grow up? Has anyone read a new favourite book or made up their own? Please send in pictures of your work once you have completed it to be posted to our school website. I would love to see what you have all been doing, as well as any rainbows you have made! I hope you are all keeping well and staying safe. Remember the song we all learnt together, to help wash hands.

Look after yourselves and keep up the wonderful learning,

Miss Cook, Mrs Palmer and Mrs Scotting

Dear Year 6,

The staff in Year 6 are really missing you all since the school had to close. We hope that you are enjoying the time with your families. When we think back over what you have achieved this year, we feel really proud of you all. We know many of you are disappointed not to be able to 'show off' your progress in the SATs but with the skills you have learned, you have everything you need to move on in September. Remember to keep up with your learning, little and often is best: use the books you were sent in the post, write stories, letters and reports about the different topics you cover. Remember to use the website to give you ideas if you get stuck. And please send pictures or videos in to school too so we can see what you are up to - we would love to see them! Finally, remember to keep yourselves safe by staying at home as much as you can. We look forward to seeing you again when all of this is over.

Miss Salmon and Mrs Smith

Dear Year 2 children,

We hope you are well and are still smiling with those beautiful smiles we loved seeing every day. We hope you are remembering to keep safe by washing your hands and only leaving your house to exercise. We know this is hard and frustrating for you, but if we stick to the rules, the quicker we will be able to play outside again with our friends. In school, we have been learning about similar things to what you may have chosen to learn about at home. We would love to see pictures of what you have been doing at home and you can email these pictures into the school. When completing your home learning, remember to include all the skills we have taught you so far - you can even teach your parents a few things. Enjoy time with your family and enjoy learning new skills such as gardening and cooking.

We are all missing you and hope to see you soon.

Miss Pickard, Miss Wiggins & Miss Aston

Hello!

We hope you are all well and are looking after yourselves and your family.

Over the last couple of weeks, we hope you have enjoyed learning about your family members. Did you make a crest? Or invent a family theme tune like the Addams Family? What shapes did you make with the tangrams? Mrs Wall particularly loved making the cat.

This week's theme has been about money and enterprise - can you use what we have learnt in Maths this year to create a game that involves earning money? Adding/subtracting? Multiples/factors? Fractions?

Or could you design an invention that people would find useful? Use your writing skills to create a poster to persuade people to buy it.

It would be great to see any photos of work you have done at home so please send them in. Also, if your pet has got involved in/helped with any of your home learning, we would love to see those too!

Take care and stay safe at home,

Mrs. Wall, Mrs. Rayner and Mrs. Rowe

Dear Year 1,

'Hello to everyone in Circus, Roses and Eagles. We hope you are staying safe, washing your hands and behaving brilliantly for your families. There is so much on the school website to help you learn, it should keep you busy and keep your brains working until you get back to school. It would be lovely if you could send pictures into school of the work you have done or the things that you have made. Then we and all of your friends and family can see it on the website too. You have been so brilliant this year at learning your letters and sounds and improving your reading, so don't forget to keep working hard on this, ready to show off when you get back. We are all missing every single one of you. One day soon we will all be back together again in school.

Best Wishes from Mr Bates, Mrs Kibbler and Mrs Hancock.'



### Easter Jokes

What kind of jewellery does the Easter Bunny wear?  
14 Carrot Gold

How does the Easter Bunny stay healthy?  
Eggs-ercise, specifically hare-obics

What is the Easter Bunny's favourite kind of music?  
Hip Hop

What do you call a bunny with fleas?  
Bugs Bunny

What happened to the Easter Bunny when he misbehaved at school?  
He was egg-spelled!

What do you call a sleepy Easter egg?  
Eggs-austed

Why did the Easter egg hide?  
Because he was a little chicken.

### Easter Facts

- 1, Easter is the celebration of the resurrection of Jesus in the Christian religion.
  - 2, The first story of a rabbit (later named the Easter Bunny) hiding eggs in a garden was published in 1680.
  - 3, Easter was named after the Anglo-Saxon goddess Eostre.
  - 4, The white lily is the official flower of Easter, as they represent grace and purity.
  - 5, The UK's first chocolate egg was produced in 1873 by Fry's of Bristol.
  - 6, The traditional act of painting eggs is called Pysanka.
  - 7, The tallest Easter egg chocolate was made in Italy in 2011. It stood at 10.39 meters and weighed an astounding 7,200 kg.
  - 8, There used to be a tradition churches observed that resembled the game of "hot potato." Here, the priest would toss a hard boiled egg to one of the choir boys.
- The boys would toss the egg amongst themselves and when the clock struck 12, whomever had the egg was the winner and got to keep the egg.
- 9, The White House tradition of the Easter Egg Roll started back in 1878, with President Rutherford B. Hayes!
  - 10, Every child in the UK receives an average of 8.8 Easter eggs every year - double your recommended calorie intake for a whole week.

Jesus Christ died on a cross on a Friday almost two thousand years ago. Christians believe that on the following Sunday, Christ rose from the dead and, in doing so, proved that He is the Son of God. The day Jesus died and was buried is known as Good Friday. The following Sunday is Easter.

Christians celebrate the resurrection of the Son of God each year between March 22nd and April 25th (the first Sunday after the vernal equinox).

*The vernal equinox is when the sun is exactly above the equator and day and night are of equal length.*

### Mini Mars Bar Nests for Easter

#### Ingredients

150g Shredded Wheat, crumbled (Rice Krispies work too)  
4 Mars bars, chopped  
75g butter  
150g bag chocolate eggs

#### Method

Line a baking tray with greaseproof paper. Melt the Mars bars and butter in a large pan over a gentle heat, stir until smooth. Mix in the shredded wheat until completely covered in the chocolate mixture.

Put spoonfuls of the mixture onto the baking tray and make a slight dip in the centre to create a nest. Fill with the chocolate eggs. Leave to set until ready to eat.

#### Extension

Try this recipe using other chocolate bars—wispa, milky way, snickers!



## When I Think of Easter

When I think of Easter,  
I think of hot cross buns,  
Of chocolate eggs and holidays,  
Of treasure hunts, what fun!



But then, I start to wonder,  
Why is there all this fuss?  
What does this Easter really mean,  
To others and to us?



Teacher Resources

Once upon a time . . . in the Indian jungle, lived a young elephant whose playmate was a very large hare. In spite of the difference in size, they were great friends and had fun playing strange guessing games. One day, the hare said to his chum: "Which of us is bigger: you or me?"

At that silly question, the little elephant nearly choked on his banana. "You must be joking!" he exclaimed, "Why, even on tiptoe, you're not as high as my knee!"

But the hare went on: "That's what you think! Since I say that I'm bigger than you, we need a judge. Don't you agree?"

"Oh, yes," said the elephant in surprise, "Well, let's go along to the village and see what the Humans have to say. They're the cleverest of all the animals, and the best judges!"

As they reached the village, they met some of the villagers. "Look at that young elephant! Isn't he small?" folk remarked as the unusual couple strolled by.

"Yes, he is indeed! But he'll soon grow up," said others.

Then somebody noticed the hare. "What a huge hare!" they all cried.

Now, the hare tried to keep in front of elephant and puffed out his chest. As he passed, all the villagers exclaimed: "Look at his paws! And those ears! That's the biggest hare we've ever seen!"

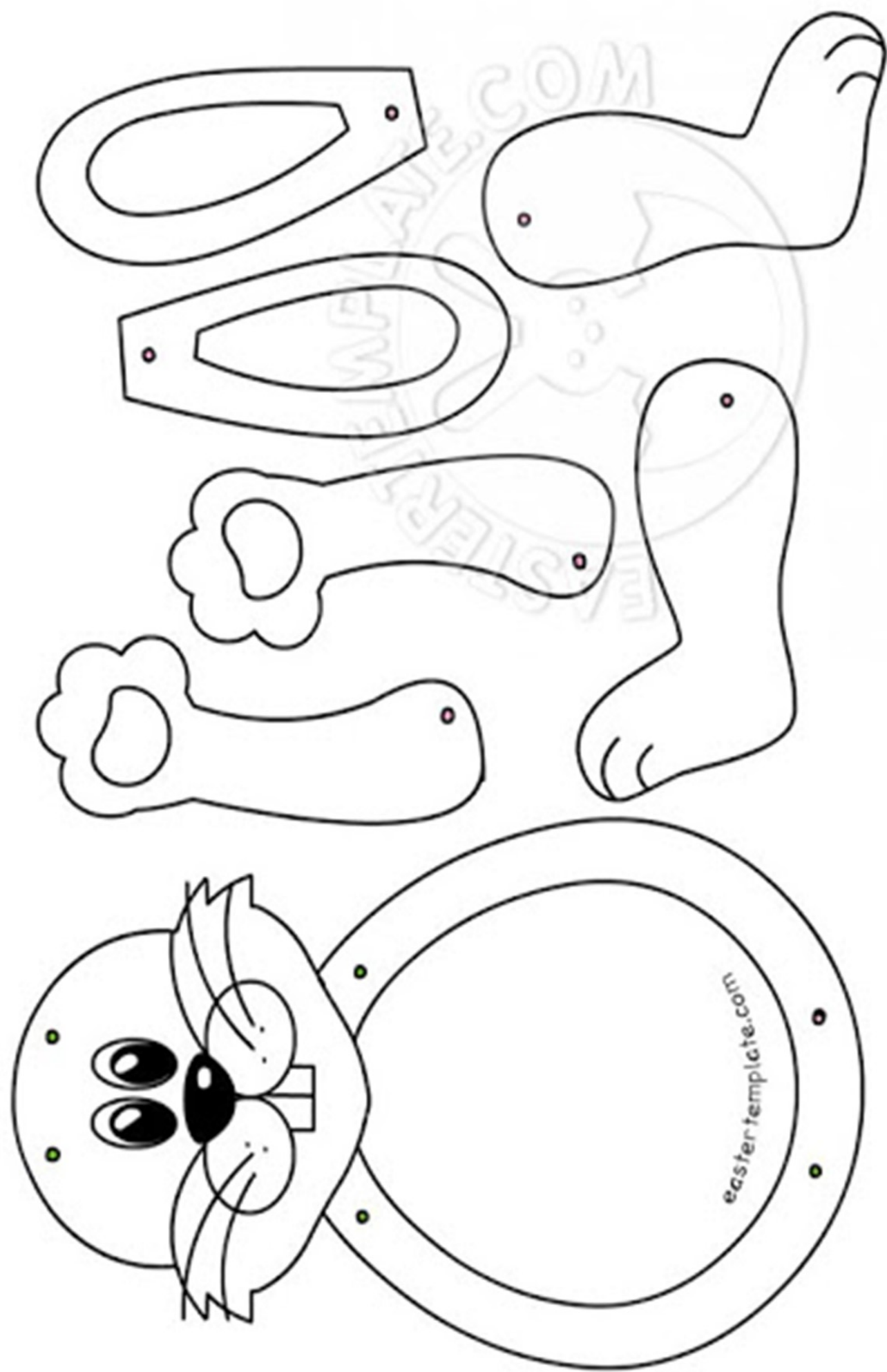
When he heard this, the hare turned to his friend, saying, "We can go home now! That's settled! I'm huge and you're tiny!"

The elephant tossed his heavy head. At a loss for words, he knew the hare had won by low cunning. But back on the jungle path, he lifted his foot and said to the hare, walking ahead, "Get out of my way before a tiny elephant crushes a big hare like you!"









# The story of Easter



Colour in each section and look up the Bible verse to follow the Easter story!



1 Mark 11:1-11



2 Luke 22:1-6



3 Luke 22: 7-38



4 Matthew 26: 36-46



5 Luke 22: 47-52



6 Mark 14: 53-65



7 Matthew 26: 69-75



8 John 18: 28-40



9 Matthew 27: 24



10 Mark 15: 17



11 John 19: 17



12 Mark 15: 24-28



13 Luke 23: 39-43



14 Luke 23: 44-46



15 John 19: 38-42



16 Matthew 28: 1-7




17 John 20: 19-23



18 Acts 1: 9-11

Original  
Easter Bunny





# Easter Word Search

F L O W E R S G N I R P S Z O  
S K C I H C T E B P A R A D E  
Y T P B Z E T M P M G E H Y S  
D G X P N A R J B S P A A E S  
N E Z N R U A S U B T S P D A  
A K O O A E D N N T D T P I R  
C B C E B T I A N E A E Y Y G  
X E G T B A T E Y K F R G L P  
D G E N I L I B U S F T G I S  
S C I E T O O Y V A O W E L U  
S K C U D C N L I B D O M V N  
U I Y K R O F L S P I L U T D  
O H Y G V H T E V A L X J F A  
K X R A W C F J A H U N T J Y  
Y L I M A F A S P E E P S E M

Basket  
Bonnet  
Bunny  
Candy  
Chicks  
Chocolate  
Daffodil  
Decorate  
Ducks



Dye  
Easter  
Egg Hunt  
Eggs  
Family  
Flowers  
Grass  
Happy  
Jellybeans

Lily  
Parade  
Peeps  
Rabbit  
Spring  
Sunday  
Tradition  
Tulips

